

STRONG AND AESTHETICALLY DESIGNED SAFE DEPOSIT LOCKER CABINETS.



U 4 Lockers



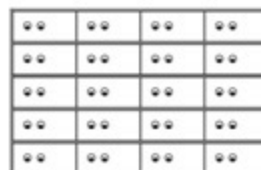
U 5 Lockers



U 6 Lockers



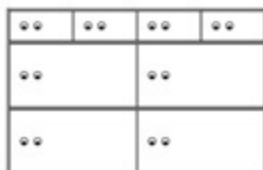
U 7 Lockers




U 9 Lockers



U 9 / U 10 Lockers



U 9 / U 11 Lockers



U 9 / U 12 Lockers



U 14 Lockers

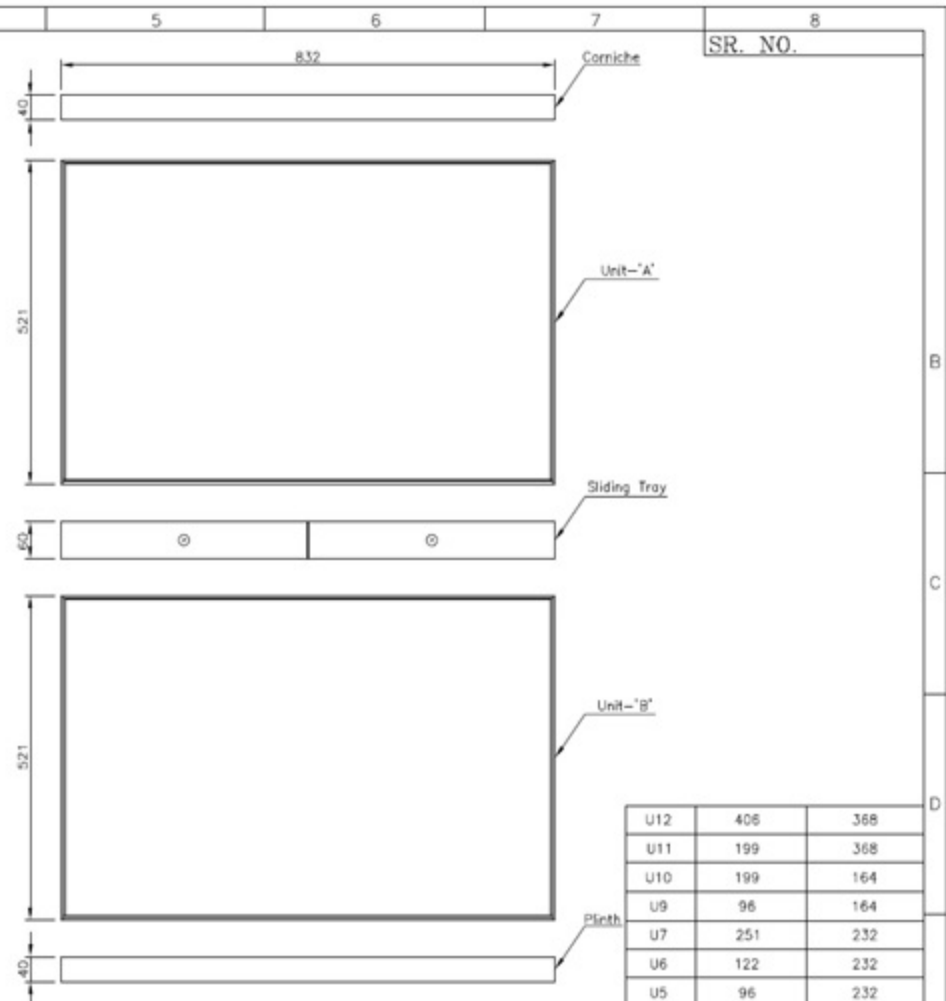

LOCKER	HEIGHT	WIDTH	DEPTH
U4	79	232	586
U5	96	232	586
U6	122	232	586
U7	251	232	586
U9	96	164	586
U10	199	164	586
U11	199	368	586
U12	406	368	586
U14	251	368	586
Corniche	40	832	600
Inspection Tray	50	832	600
Plinth	40	832	600

*Note:- Overall depth of all units - plinth, cornice and inspection tray shall be the same (600 mm approx.)

Approx. Clear openings for lockers

Features

- Locker units fabricated from plates of prime quality tested steel
- Body of 3mm and door of 5mm steel for enhanced protection
- State of the art twelve tank anti corrosion treatment for all steel components finished with high quality, oven baked enamel paint ensuring rust resistance for years of use
- Stainless steel on front & sides providing a contemporary design
- Computerised dimple keys provided on locks which cannot be duplicated by local locksmiths
- Available in 9 sizes to suit every customer requirement
- Modular design giving option of different sizes on a single unit
- Locker inserts for ease in storage and retrieval can be provided as an accessory to the locker units at an additional cost



SR. NO.

LOCKER	HEIGHT	WIDTH
U12	406	368
U11	199	368
U10	199	164
U9	96	164
U7	251	232
U6	122	232
U5	96	232
U4	79	232

APPROX. CLEAR OPENINGS FOR DIFFERENT LOCKERS

Note:- Overall depth of all units, plinth, cornice, sliding tray shall be same (600mm approx.)

MOD. No.		MODIFICATION			
DRN.	NAME	DATE	MATL. SPEC.	FINISH	----
CHK.	Sheldon	08/04/2013	---	No. OFF	----
APP.	J.Dias	08/04/2013		WT. (kg)	----
				SCALE	NTS

DIMN. mm. SHEET- 01 CF- 01

AREA MOD. BY DATE CH.NOTE No.

DESCRIPTION:

**RANGE OF GODREJ
U-TYPE SDLC
LOCKER UNITS.**

DRG. NO.
Skt-12749